

Garbage Disposal Rules and Regulations



COMBUSTIBLE WASTE



INCOMBUSTIBLE WASTE



PLASTIC CONTAINERS



PAPER CONTAINERS



EMPTY BOTTLES



HAZARDOUS WASTE



OVERSIZED WASTE



USED PAPER











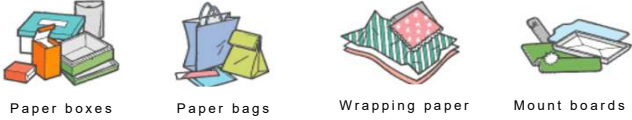

NOT DISPOSABLE







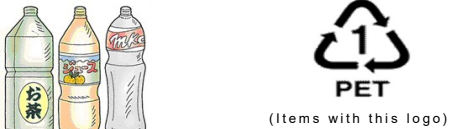






加賀市






Garbage Disposal Rules and Regulations

Please put your garbage out by 8:00am at the designated disposal area

Type	How to sort garbage	How to put garbage out correctly
 <p>Combustible waste</p>	<p>Vegetable waste, fish bones, egg shells, shells, waste paper (tissue paper, shredded paper, thermal paper, etc.), plastic products (video cassettes, CDs, toothbrushes etc.), rubber products (long rubber boots, rubber gloves etc.), leather products (shoes, bags etc.), paper diapers, foam polystyrene, clothes, uncleanable containers (bento boxes, cup noodles, cooking oil bottles, mayonnaise bottles, toothpaste tubes etc.)</p> 	<p>Use Kaga City's designated garbage bags (available at local supermarkets, convenience stores and other retail shops).</p> <p>Ensure garbage is thoroughly drained before disposal.</p>
 <p>Incombustible waste</p>	<p>Glass cups, porcelain, heat-resistant glass, eyeglasses, oil bottles, bottle fragments etc.</p>  <p>Frying pans, pots, small home electric appliances (radio cassette players, word processors, hair dryers etc.)</p>  <p><u>The total measurements of height, width and depth must be within 100cm, with the weight being less than 30kg.</u></p>	<ul style="list-style-type: none"> •Use transparent (or semi-transparent) garbage bags. Do not use black colored bags or cardboard*. •Wrap sharp items such as broken glass or knives in newspaper before disposal. •Remove batteries from home electric appliances. <p>*For Yamanaka district, please separate waste into the appropriate containers.</p>
<p>Recyclable Garbage</p> <p> Plastic containers</p>	<p>Shampoo/detergent containers, instant food containers, meat/vegetable trays, eggs/tofu containers, package cushioning material, plastic shopping bags, wrapping papers of sweets, plastic film from cigarette/chocolates boxes, orange netting, caps or lids of tubes/detergents etc.</p>  <p>Plastic bottles Food containers Plastic trays Egg/tofu containers</p> <p>Plastic bags Netting/bubble wrap Caps/lids (Items with this logo)</p>	<ul style="list-style-type: none"> •Wash containers before disposal. •Dispose of uncleanable containers as combustible waste. •Use transparent (or semi-transparent) plastic bags.
<p>Recyclable Garbage</p> <p> Paper Containers</p>	<p>Paper boxes, paper bags, wrapping paper, mount boards and similar items (even if they do not display the paper recycling logo).</p>  <p>Paper boxes Paper bags Wrapping paper Mount boards</p>  <p>(Items with this logo)</p>	<ul style="list-style-type: none"> •Dispose of paper with aluminium foil/plastic coatings or soiled items as combustible waste. •Use transparent (or semi-transparent) garbage bags for small paper items. •Bind larger paper items with magazines and flyers using paper string.

Garbage collected by the city

Type	How to sort out garbage	How to put garbage out correctly
Garbage collected by the city Recyclable Garbage	Empty Cans <ul style="list-style-type: none"> Aluminum and steel cans can be put out together Food and beverage containers only Machine oil containers → Incombustible 	Make sure to remove from bags before disposal. <ul style="list-style-type: none"> ◆ How to put out empty cans, bottles and PET bottles. <ol style="list-style-type: none"> Empty all food or liquid Rinse and clean
	Empty Bottles <ul style="list-style-type: none"> Separate into 3 types according to color. Food and beverage containers only. Cosmetics, insecticides, cooking oil and broken bottles → Incombustible Caps made of plastic → Plastic containers Caps made of metal → Incombustible 	《Empty Cans and Bottles》  《PET bottles》  *Remove plastic cap and wrap
	PET bottles <ul style="list-style-type: none"> Caps and labels made of plastic → Plastic container Caps made of metal → Incombustible  <p>(Items with this logo)</p>	Waste Cooking Oil <p>Strain, pour into a clear PET bottle and close cap tightly before disposing.</p> 
	Used paper <ul style="list-style-type: none"> Separate into cardboard, newspapers, magazines and fliers. Thermal papers, shredded paper → Combustible waste Bind together with paper string  <p>Cardboard Newspapers Magazine and fliers</p>	Milk cartons <p>Rinse, dry, flatten and bind with paper string.</p> 
Hazardous waste	Spray containers (hair mousse, insecticide cans etc.), compact gas cylinders, lighters/gas cartridges for lighters  <p>Wrap objects such as fluorescent lamps, thermometers and mirrors in newspaper or cardboard when disposing.</p> 	Make sure to fully empty spray cans and make a hole to release the air (either outside or in a well-ventilated area).  <p>Items that cannot be collected:</p> <ul style="list-style-type: none"> Car batteries Propane gas cylinders

 Garbage not collected by the city	<p>Oversized waste</p> <p>Large amounts of temporary waste (from moving house, general cleaning, gardening etc.)</p>	<ul style="list-style-type: none"> •Bicycles, furniture, futons, carpets, tree branches (that cannot fit into the designated bags) <p><u>The total measurements of height, width and depth must be within 100cm, with the weight being less than 30kg.</u></p> 
	Business waste	•Office/factory/shop/restaurant waste
	Animal carcasses	•Pet carcasses (large animal carcasses not collected)
	<p>Please take garbage to the facility yourself. (Disposal fee charged at time of delivery)</p> <p>Kaga-shi Kankyo Bika Center (TEL: 73-5600 Kumasaka town) Open: 9:00 – 16:00 Closed: Wednesdays, national holidays, routine inspection days, Aug 15, Dec 31 - Jan 3</p> <p>Garbage Disposal Service Charge:</p> <ul style="list-style-type: none"> •Waste disposal fees will be charged even if designated garbage bags are used. •500 yen for amounts of less than 50kg. 100 yen extra for every 10kg exceeding 50kg. •An extra 500 yen will be charged for spring mattresses or sofas. •700 yen for the disposal of each animal carcass. <p>You can request garbage collection and transportation from any company recognized by the city of Kaga. (Paid service)</p> <p>Kaga Seiso (TEL: 74 – 1910 Shomachi) Kayo Seiso (TEL: 76 – 0131 Hogamachi) Kidachi (TEL: 77 – 2119 Nakadaimachi) Kintaro Hikkoshiya (TEL: 77 – 2551 Yamashiro Onsen 1-4) Nakaguchi Shoten (TEL: 76 – 2505 Yamashiro Onsen 1-5) Hokuyo Rikuso (TEL: 77 – 2209 Nishijimamachi) Hokuriku Seiso (TEL: 77 – 6637 Yamashiro Onsen 8-3) Yamashita Shoten (TEL: 72 – 3814 Daishoji Kamifukudamachi) Yamanaka Kankyo Service (TEL: 78 – 3335 Yamanaka Onsen Uenomachi) Riraizu (TEL: 74 – 4818 Shiohamamachi)</p>	
 Garbage not disposed of by the city	<p>Garbage that cannot be collected by the city can be given to the store of original purchase or retailer.</p> <p><u>The following waste will not be collected at your local station:</u> motorcycles, agricultural machines, agrichemicals, paint/thinner, tires, gas cylinders, batteries, fire extinguishers, kerosene/gasoline, oil, personal computers</p>  <p>Home appliances such as washing machines, clothes dryers, TVs (including flat panel displays), air conditioners (both inside and outside-use units), refrigerators, freezers</p> 	
	<p>Industrial waste</p> <p>Please arrange collection, transportation and disposal by an authorized company.</p>	