

# Garbage Disposal Rules and Regulations



**COMBUSTIBLE WASTE**



**INCOMBUSTIBLE WASTE**



**PLASTIC CONTAINERS**



**PAPER CONTAINERS**



**EMPTY BOTTLES**



**HAZARDOUS WASTE**



**OVERSIZED WASTE**



**USED PAPER**



**NOT DISPOSABLE**









〒922-8622

**Kaga City Office**






Resident Service Division  
Community Safety Section  
41-Ni, Minamicho Daishoji Kaga  
TEL : 0761-72-7885  
E-mail : seikatsuanzen@city.kaga.lg.jp

# Garbage Disposal Rules and Regulations

\*Please put your garbage out by 8:00am at the designated disposal area\*

Type	How to sort garbage	How to put garbage out correctly
Garbage collected by the city Combustible waste	Vegetable waste, fish bones, egg shells, shells, waste paper (tissue paper, shredded paper, thermal paper, etc.), plastic products (video cassettes, CDs, toothbrushes etc.), rubber products (long rubber boots, rubber gloves etc.), leather products (shoes, bags etc.), paper diapers, foam polystyrene, clothes, uncleanable containers (bento boxes, cup noodles, cooking oil bottles, mayonnaise bottles, toothpaste tubes etc.) 	Use Kaga City's designated garbage bags (available at local supermarkets, convenience stores and other retail shops).  <b>Ensure garbage is thoroughly drained before disposal.</b>
	Glass cups, porcelain, heat-resistant glass, eyeglasses, oil bottles, bottle fragments etc.  Frying pans, pots, small home electric appliances (radio cassette players, word processors, hair dryers etc.)  <u>The total measurements of height, width and depth must be within 100cm, with the weight being less than 30kg.</u>	<ul style="list-style-type: none"> <li>•Use transparent (or semi-transparent) garbage bags. Do not use black colored bags or cardboard*.</li> <li>•Wrap sharp items such as broken glass or knives in newspaper before disposal.</li> <li>•Remove batteries from home electric appliances.</li> </ul> <p>*For Yamanaka district, please separate waste into the appropriate containers.</p>
Recyclable Garbage	Shampoo/detergent containers, instant food containers, meat/vegetable trays, eggs/tofu containers, package cushioning material, plastic shopping bags, wrapping papers of sweets, plastic film from cigarette/chocolates boxes, orange netting, caps or lids of tubes/detergents etc. 	<ul style="list-style-type: none"> <li>•Wash containers before disposal.</li> <li>•Dispose of uncleanable containers as combustible waste.</li> <li>•Use transparent (or semi-transparent) plastic bags.</li> </ul>
	Paper boxes, paper bags, wrapping paper, mount boards and similar items (even if they do not display the paper recycling logo).   (Items with this logo)	<ul style="list-style-type: none"> <li>•Dispose of paper with aluminium foil/plastic coatings or soiled items as combustible waste.</li> <li>•Use transparent (or semi-transparent) garbage bags for small paper items.</li> <li>•Bind larger paper items with magazines and flyers using paper string.</li> </ul>

Type	How to sort out garbage	How to put garbage out correctly
Garbage collected by the city Recyclable Garbage	<div data-bbox="320 125 363 185" style="float: left; margin-right: 5px;"> </div> <div data-bbox="320 192 363 349" style="writing-mode: vertical-rl; transform: rotate(180deg);">             Empty Cans           </div> <ul style="list-style-type: none"> <li>● Aluminum and steel cans can be put out together</li> <li>● Food and beverage containers only</li> <li>● Machine oil containers → Incombustible</li> </ul> <div data-bbox="485 219 890 367" style="text-align: center;"> </div>	Make sure to remove from bags before disposal.  <b>◆ How to put out empty cans, bottles and PET bottles.</b> ① Empty all food or liquid ② Rinse and clean
	<div data-bbox="320 461 363 521" style="float: left; margin-right: 5px;"> </div> <div data-bbox="320 528 363 707" style="writing-mode: vertical-rl; transform: rotate(180deg);">             Empty Bottles           </div> <ul style="list-style-type: none"> <li>● Separate into 3 types according to color.</li> <li>● Food and beverage containers only.</li> <li>● Cosmetics, insecticides, cooking oil and broken bottles → Incombustible</li> <li>● Caps made of plastic → Plastic containers</li> <li>● Caps made of metal → Incombustible</li> </ul> <div data-bbox="561 640 788 748" style="text-align: center;"> </div>	《Empty Cans and Bottles》  《PET bottles》  *Remove plastic cap and wrap
	<div data-bbox="320 810 363 871" style="float: left; margin-right: 5px;"> </div> <div data-bbox="320 878 363 1012" style="writing-mode: vertical-rl; transform: rotate(180deg);">             PET bottles           </div> <ul style="list-style-type: none"> <li>● Caps and labels made of plastic → Plastic container</li> <li>● Caps made of metal → Incombustible</li> </ul> <div data-bbox="434 904 884 1034" style="text-align: center;"> <p>(Items with this logo)</p> </div>	<div data-bbox="1048 788 1091 1025" style="writing-mode: vertical-rl; transform: rotate(180deg);">             Waste Cooking Oil           </div> Strain, pour into a clear PET bottle and close cap tightly before disposing. 
	<div data-bbox="320 1088 363 1149" style="float: left; margin-right: 5px;"> </div> <div data-bbox="320 1155 363 1290" style="writing-mode: vertical-rl; transform: rotate(180deg);">             Used paper           </div> <ul style="list-style-type: none"> <li>● Separate into cardboard, newspapers, magazines and fliers.</li> <li>● Thermal papers, shredded paper → Combustible waste</li> <li>● Bind together with paper string</li> </ul> <div data-bbox="405 1290 1027 1429" style="text-align: center;"> <p>Cardboard      Newspapers      Magazine and fliers</p> </div>	<div data-bbox="1048 1088 1091 1149" style="float: left; margin-right: 5px;"> </div> <div data-bbox="1048 1155 1091 1326" style="writing-mode: vertical-rl; transform: rotate(180deg);">             Milk cartons           </div> Rinse, dry, flatten and bind with paper string. 
<div data-bbox="240 1505 284 1565" style="float: left; margin-right: 5px;"> </div> <div data-bbox="240 1594 284 1809" style="writing-mode: vertical-rl; transform: rotate(180deg);">             Hazardous waste           </div>	Spray containers (hair mousse, insecticide cans etc.), compact gas cylinders, lighters/gas cartridges for lighters  Wrap objects such as fluorescent lamps, thermometers and mirrors in newspaper or cardboard when disposing. 	Make sure to fully empty spray cans and make a hole to release the air (either outside or in a well-ventilated area).  Items that cannot be collected: ・Car batteries ・Propane gas cylinders

 Garbage not collected by the city	<p>Oversized waste</p> <p>Large amounts of temporary waste (from moving house, general cleaning, gardening etc.)</p>	<ul style="list-style-type: none"> <li>•Bicycles, furniture, futons, carpets, tree branches (that cannot fit into the designated bags)</li> </ul> <p><u>The total measurements of height, width and depth must be within 100cm, with the weight being less than 30kg.</u></p> 
	Business waste	•Office/factory/shop/restaurant waste
	Animal carcasses	•Pet carcasses (large animal carcasses not collected)
	<p><b>Please take garbage to the facility yourself. (Disposal fee charged at time of delivery)</b></p> <p><b>Kaga-shi Kankyo Bika Center (TEL: 73-5600 Kumasaka town)</b>  Open: 9:00 – 16:00  Closed: Wednesdays, national holidays, routine inspection days, Aug 15, Dec 31 - Jan 3</p> <p><b>Garbage Disposal Service Charge:</b></p> <ul style="list-style-type: none"> <li>•Waste disposal fees will be charged even if designated garbage bags are used.</li> <li>•500 yen for amounts of less than 50kg. 100 yen extra for every 10kg exceeding 50kg.</li> <li>•An extra 500 yen will be charged for spring mattresses or sofas.</li> <li>•700 yen for the disposal of each animal carcass.</li> </ul> <p><b>You can request garbage collection and transportation from any company recognized by the city of Kaga. (Paid service)</b></p> <p>Kaga Seiso (TEL: 74 – 1910 Shomachi) Kayo Seiso (TEL: 76 – 0131 Hogamachi)  Kidachi (TEL: 77 – 2119 Nakadaimachi) Kintaro Hikkoshiya (TEL: 77 – 2551 Yamashiro Onsen 1-4) Nakaguchi Shoten (TEL: 76 – 2505 Yamashiro Onsen 1-5)  Hokuyo Rikuso (TEL: 77 – 2209 Nishijimamachi)  Hokuriku Seiso (TEL: 77 – 6637 Yamashiro Onsen 8-3)  Yamashita Shoten (TEL: 72 – 3814 Daishoji Kamifukudamachi)  Yamanaka Kankyo Service (TEL: 78 – 3335 Yamanaka Onsen Uenomachi)  Riraizu (TEL: 74 – 4818 Shiohamamachi)</p>	
 Garbage not disposed of by the city	<p><b>Garbage that cannot be collected by the city can be given to the store of original purchase or retailer.</b></p> <p><u>The following waste will not be collected at your local station:</u> motorcycles, agricultural machines, agrichemicals, paint/thinner, tires, gas cylinders, batteries, fire extinguishers, kerosene/gasoline, oil, personal computers</p>  <p>Home appliances such as washing machines, clothes dryers, TVs (including flat panel displays), air conditioners (both inside and outside-use units), refrigerators, freezers</p> 	
	<p><b>Industrial waste</b></p> <p>Please arrange collection, transportation and disposal by an authorized company.</p>	